

Konektor ZM-45

Ref. C28070N00

Ref. arch 40688

NOVÝ



ÚČEL PRODUKTU

- Spojování svítidel do řetězce, pod úhlem 45 stupňů ve svislé rovině

INSTALACE

- na profil, s pomocí malého zámku a přitlaků (jsou součástí balení)

TECHNICKÁ SPECIFIKACE

Materiál	nerezová ocel
Barva	■ stříbrná
Tloušťka	1.2 mm

Odolnost vůči korozi	ano
Úhel spoje	45°

SOUVISEJÍCÍ PROFILY > ARCHITEKTONICKÉ



3035
A18039
Ref. arch 18039



4050
A18050
Ref. arch 18050



4050-W
A18051
Ref. arch 18051



LARKO
A05552
Ref. arch B5552



LOKOM
A05553
Ref. arch B5553



LIPOD
A05554
Ref. arch B5554




GIZA
A05556
Ref. arch B5556



OPAC-30
A06164
Ref. arch B6164



KOPRO
A06367
Ref. arch B6367




KOZEL
A06454
Ref. arch B6454

Konektor ZM-45

Ref. C28070N00

Ref. arch 40688



KOZUS
A07823
Ref. arch B7823



KOPRO-30
A07890
Ref. arch B7890



3035-O
A08441
Ref. arch B8441



JAZ
A08547
Ref. arch B8547



OPK-4
A00370
Ref. arch C0370



KOZUS-CR
A00600
Ref. arch C0600



GIZA-LL
A00758
Ref. arch C0758



PDS-T
A02057
Ref. arch C2057



GIZA-DUO-LL
A02162
Ref. arch C2162



GIZA-LL-T
A02479
Ref. arch C2479



GLAZA-LL
A02627
Ref. arch C2627



GIZA-LL-UST
A02724N
Ref. arch C2724



PDS-UST
A02725
Ref. arch C2725



DIPOK-US
A01233
Ref. arch H1233



DIPOKET
A01177
Ref. arch H1177



LOC-30
A18015
Ref. arch 18015



POK-US
A01234
Ref. arch H1234



POKET
A01179
Ref. arch H1179

SOUVISEJÍCÍ PROFILY > FASÁDNÍ

Konektor ZM-45

Ref. C28070N00

Ref. arch 40688



FASKO

A04323

Ref. arch C4323


SOUVISEJÍCÍ PROFILY > MINIMALISTICKÉ



PIKO-ZM

A01168

Ref. arch C1168



KOZEL-10

A01575

Ref. arch C1575

SOUVISEJÍCÍ PROFILY > NAPÍNANÉ STROPY



FOLED

A08332V1


Ref. arch B8332V1



FOLED-SUF

A08333V1

Ref. arch B8333V1



FOLED-BOK

A08334V1


Ref. arch B8334V1



FOLED-50-SUF

A03631

Ref. arch C3631



FOLED-50

A03632

Ref. arch C3632



FOLED-50-BOK

A0A57945

Ref. arch SA57945

SOUVISEJÍCÍ PROFILY > PODSVÍCENÍ VÝKLENKŮ

Konektor ZM-45

Ref. C28070N00

Ref. arch 40688



NISA-KRA
A18026
Ref. arch 18026




NISA-KON
A18027
Ref. arch 18027




NISA-NI
A18029
Ref. arch 18029


SOUVISEJÍCÍ PROFILY > PRO HLAVNÍ OSVĚTLENÍ



MOD-50
A18047
Ref. arch 18047




MOD-100
A18049A
Ref. arch 18049



SEPOD
A06593
Ref. arch B6593



SEKOMA
A06595
Ref. arch B6595




SEKODU
A06597
Ref. arch B6597




LARKO-50
A00756
Ref. arch C0756



KOZEL-50
A00757
Ref. arch C0757




KOZUS-50
A00958
Ref. arch C0958



LIPOD-50
A02609
Ref. arch C2609

SOUVISEJÍCÍ PROFILY > TECHNICKÉ PROFILY



TEKNIK-ZM-TK
A01554
Ref. arch C1554

SOUVISEJÍCÍ PROFILY > UNIVERZÁLNÍ

Konektor ZM-45

Ref. C28070N00

Ref. arch 40688



OLEK
A08505
Ref. arch B8505



PDS-ZMG
A01418
Ref. arch C1418



PDS-ZM-PLUS
A02056
Ref. arch C2056